



# SON

## SON 400W E E40 CO 1SL/12

High Pressure Sodium lamp with opalized ovoid outer bulb

### Warnings and Safety

- Control gear must include end-of-life protection (IEC60662, IEC 62035)
- A lamp breaking is extremely unlikely to have any impact on your health. If a lamp breaks, ventilate the room for 30 minutes and remove the parts, preferably with gloves. Put them in a sealed plastic bag and take it to your local waste facilities for recycling. Do not use a vacuum cleaner.

### Product data

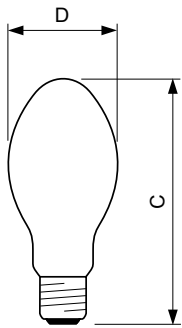
| General Information                   |                            |
|---------------------------------------|----------------------------|
| Cap base                              | E40 [ E40]                 |
| Burning Position                      | UNIVERSAL [ Any/Universal] |
| Life to 5% failures (nom.)            | 12000 h                    |
| Life to 20% failures (nom.)           | 20000 h                    |
| Life to 50% failures (nom.)           | 28000 h                    |
| System description                    | External Ignitor (E)       |
| Light Technical                       |                            |
| Colour Code                           | 220 [ CCT of 2,000 K]      |
| Lamp Luminous Flux (Min)              | 42000 lm                   |
| Lamp Luminous Flux (Nom)              | 48000 lm                   |
| Lumen maintenance 10,000 hours (min.) | 81 %                       |
| Lumen maintenance 10,000 hours (nom.) | 88 %                       |
| Lumen maintenance 2,000 hours (min.)  | 94 %                       |
| Lumen maintenance 2,000 hours (nom.)  | 97 %                       |
| Lumen maintenance 5,000 hours (min.)  | 88 %                       |
| Lumen maintenance 5,000 hours (nom.)  | 94 %                       |
| Colour Temperature, horizontal (Nom)  | 2000 K                     |
| Lamp Luminous Efficacy EM (Nom)       | 122 lm/W                   |

| Colour Rendering Index,horiz (Max) | 25           |
|------------------------------------|--------------|
| Colour Rendering Index,horiz (Nom) | -            |
| Operating and Electrical           |              |
| Power (Rated) (Nom)                | 400.0 W      |
| Lamp current (EM) (nom.)           | 4.45 A       |
| Ignition supply voltage (max.)     | 198 V        |
| Ignition peak voltage (max.)       | 2800 V       |
| Re-ignition time (min.) (max.)     | 120 s        |
| Ignition time (max.)               | 5 s          |
| Voltage (Max)                      | 120 V        |
| Voltage (Min)                      | 90 V         |
| Voltage (Nom)                      | 105 V        |
| Controls and Dimming               |              |
| Dimmable                           | Yes          |
| Run-up time 90% (max.)             | 5 min        |
| Mechanical and Housing             |              |
| Lamp Finish                        | Coated glass |

|                                      |                   |
|--------------------------------------|-------------------|
| Bulb shape                           | ED120 [ ED 120mm] |
| <b>Approval and Application</b>      |                   |
| Mercury (Hg) content (nom.)          | 24.5 mg           |
| Energy consumption kWh/1,000 hours   | 440 kWh           |
| <b>Luminaire Design Requirements</b> |                   |
| Bulb temperature (max.)              | 350 °C            |
| Cap-base temperature (max.)          | 250 °C            |
| <b>Product Data</b>                  |                   |
| Full product code                    | 871150021032615   |

|                                   |                          |
|-----------------------------------|--------------------------|
| Order product name                | SON 400W E E40 CO 1SL/12 |
| EAN/UPC – product                 | 8711500210326            |
| Order code                        | 928487000091             |
| SAP numerator – quantity per pack | 1                        |
| Numerator – packs per outer box   | 12                       |
| SAP material                      | 928487000091             |
| SAP net weight (piece)            | 0.246 kg                 |

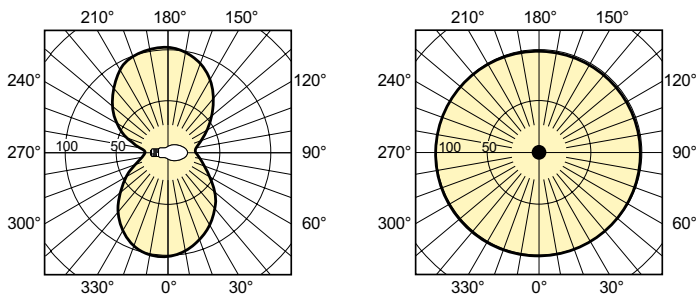
**Dimensional drawing**



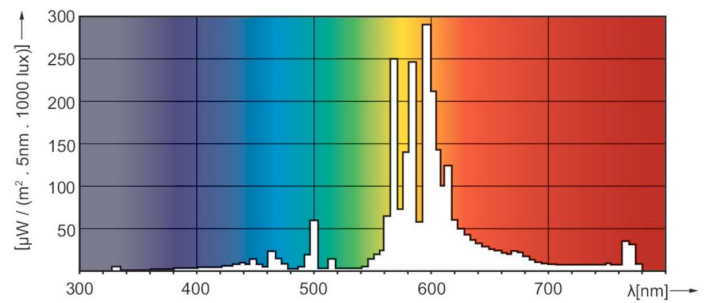
SON 400W E E40 CO

| Product                  | D (max) | C (max) |
|--------------------------|---------|---------|
| SON 400W E E40 CO 1SL/12 | 122 mm  | 290 mm  |

**Photometric data**

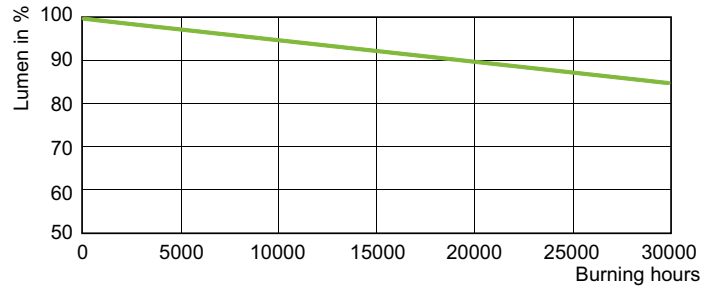
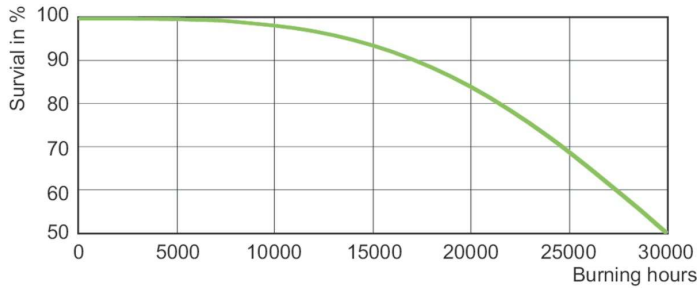


LDLD\_SON-Light distribution diagram



LDPO\_SON-Spectral power distribution Colour

Lifetime



LDLE\_SON\_0001-Life expectancy diagram

LDLM\_SON\_0001-Lumen maintenance diagram

